

DE-ICE EQUIPMENT



5000 GALLON STORAGE SYSTEM PARTS MANUAL

Dear Valued Customer:

We would like to take this time to thank you for your recent purchase of Agro-Chem De-ice equipment. If there is anything we can do to assist you in any other of your De-ice needs please contact us.

Thank you

Agro-Chem Employees

Table of Contents


OVERVIEW	5
PUMP PLUMBING.....	6
TANK PLUMBING	7
HOSES.....	8
HOSE SETUP.....	9
PARTS ORDER	10

OVERVIEW

This is a typical 5000 gallon storage system with two 2500 gallon tanks and electric pump. One option available is to replace the electric pump with a gas powered pump. The system is set up so that each tank has two outlets, one for suction and one for agitation.




PUMP PLUMBING



Item #	Qty	Description	Part #
1	1	Electric motor w/ 2" banjo poly pump*	
2	1	2" m-m camlock 90	200 F 90
3	1	2" m-m camlock	200 F
4	1	Gas engine w/ 2" banjo poly pump (not shown)	200 PH 5


*This system include one of the pumps listed, plumbing and setup are exactly the same on both units.

TANK PLUMBING



Item #	Qty	Description	Part #
1	4	2" Stainless Steel nipple	200 x 3 NP SS
2	4	2" full port valve	V 200 FP
3	4	2" m-m camlock	200 F
4	2	2" tank fitting	TF 220

HOSES




Item #	Qty	Description	Part #
1	100	2" hose	D0300 - 2
2	6	2" f-m camlock	200C
3	6	Clamps	TC 231

This kit comes with 100' of 2" hose enough fittings to make 3 sections of hose. This way the hose lengths can be made on site to fit your custom installation.

Steps to make a hose:

1. Cut the hose to desired length
2. Slide clamp over hose
3. Slide barbed end of the 200C into the hose (this may require some lubrication or heat)
4. Tighten the clamp
5. Repeat steps 2-4 on the other end of the hose.
6. Repeat all steps until the desired hoses are made.

HOSE SETUP



To Agitate

1. Connect a hose from the pump suction to the tank discharge.
2. Connect a hose from the pump discharge to the tank return.

To Fill Truck

1. Connect a hose from the pump suction to the tank discharge
2. Connect a hose from the pump discharge to the truck unit

To Fill Tanks

1. Connect a hose from pump suction to truck
2. Connect a hose from pump discharge to tank return

PARTS ORDER

To order parts please use one of the following 3 options:

1. Call 1-800-438-4489
2. Make copy a copy of the attached order form and fax the form to 1-888-400-2642
3. Send an email to aceast@agrochem.com and we will send you an order form in excel that you can email to us to order parts.

AGRO CHEM EAST
 6522 St Rte 22 & 3 E
 Wilmington, OH 45177
 (937)-584-4645
 Fax: (937) 584-4645

No.

Date	Salesperson

Sold To

Ship To

Your Order No.	Date Shipped	Shipped Via	FOB Point	Terms
				Net 30

Qty Ordered	Qty Shipped	Qty B/O	Part Number	Description	Unit Price	Extension Price
Total						

Credit Card	Number	Exp. Date	Verification

Customer's Phone No. _____

 Signature Date

